

# Albertsons Companies and Randalls Foundation Brand Standards

## HOUSTON DIVISION

November 2017



# TABLE OF CONTENTS

(Houston Division)

<b>Our Mission</b>	3	<b>Albertsons Companies/Randalls Foundation</b>	
		Color Palette	25
<b>Visual Identity</b>	4	Primary Expression	26
		1-Color Logo Options	27
<b>Photography</b>	5	Logo Clear Space	28
		Do's & Don'ts	29
<b>Typography</b>	6	Division Logo Assets	31
		Vendor Logo Assets	33
<b>Randalls Foundation</b>		<b>File Formats &amp; Usage</b>	35
Color Palette	7	<b>Legal</b>	36
Primary Expression	8	<b>Creative/Layout Treatments</b>	37
1-Color Logo Options	9	<b>Creative Samples</b>	43
Logo Clear Space	10	<b>T-shirt Layout Examples</b>	47
Do's & Don'ts	11	<b>Contact/Division Map</b>	48
Division Logo Assets	15	<b>Approval Process</b>	49
Vendor Logo Assets	17		
<b>Albertsons Companies Foundation</b>			
Color Palette	18		
Primary Expression	19		
1-Color Logo Options	20		
Logo Clear Space	20		
Do's & Don'ts	21		
Division Logo Assets	23		
Vendor Logo Assets	24		



**Dedicated to bettering  
the lives of people in  
our neighborhoods.**

## Our mission

Our Foundation supports causes that impact our customers' lives. Randalls and Albertsons stores provide the opportunity to mobilize funding and create awareness in our neighborhoods through our employees' passion, partnerships with our vendors, and the generous contributions by our customers. We take pride in ensuring that the vast majority of the funds we raise stays in local communities and reflects what is important to our customers and employees.





## Visual identity

Our brand personality traits are the qualities that personify the way we want our voice to sound. They provide a filter to ensure our communications always stay true to our brand. **We're compassionate, trustworthy, knowledgeable, approachable, and generous.** These 5 characteristics should resonate in our tone, whether verbally or in our written word.

Our logo communicates our brand personality. The Foundation logo consists of the banner logo and the word "Foundation" with a red heart. The heart graphic represents our passion for our community and the compassion that's at the core of everything we do.

## Photography styles

### FEELING:

Warm, friendly, genuine, compassionate, in the moment, nothing overly styled or posed

---

### COLORS:

Color and Duotone



## Typography

Our brand communicates through typestyles that work together to reinforce our personality traits.

Our primary font is Helvetica, a classic, clean font that allows us to express ideas simply, confidently, and in an approachable manner.

If Helvetica is unavailable, Arial may be used instead.

### Primary Typeface

Helvetica (Family)

ABCDEFGHIJKLMNOPQRSTUVWXYZ  
abcdefghijklmnopqrstuvwxyz  
1234567890

ABCDEFGHIJKLMNOPQRSTUVWXYZ  
abcdefghijklmnopqrstuvwxyz  
1234567890

**ABCDEFGHIJKLMNOPQRSTUVWXYZ**  
**abcdefghijklmnopqrstuvwxyz**  
**1234567890**

**ABCDEFGHIJKLMNOPQRSTUVWXYZ**  
**abcdefghijklmnopqrstuvwxyz**  
**1234567890**

### Secondary Typeface

Arial

ABCDEFGHIJKLMNOPQRSTUVWXYZ  
abcdefghijklmnopqrstuvwxyz  
1234567890

**ABCDEFGHIJKLMNOPQRSTUVWXYZ**  
**abcdefghijklmnopqrstuvwxyz**  
**1234567890**

## Logo colors

Colors help us create a memorable experience. When our palette is used consistently, it adds cohesiveness and reinforces our brand personality traits.



### **RANDALLS BLUE**

PANTONE® 302 C

CMYK 100-48-12-58

RGB 0-58-93

HEX 003A5D



### **RANDALLS RED**

PANTONE® 485 C

CMYK 0-95-100-0

RGB 238-49-36

HEX EE3124



### **FOUNDATION BLACK**

Rich Black

CMYK 50-40-40-100



### **FOUNDATION RED**

PANTONE® 186 C

CMYK 0-91-76-6

RGB 228-23-32

HEX E41720

## Primary expression

Randalls Foundation horizontal logo is the preferred logo lockup. Use this version whenever possible.



## One-color logos

When Randalls Foundation colors are not available, Randalls Foundation logo should print in black or white.

These are the black and white versions of the logo. There is no grayscale version of the logo. The logo should always print at 100% black or white, as shown in the correct examples at the right.



BLACK LOGO



WHITE LOGO



### Clear space

As shown in the example, the clear space of Randalls Foundation logo is equal to the height of the “R” in the Randalls logo. This measurement extends from the baseline to the top of the art.



### Maintaining brand integrity

The primary visual representation of the brand is the logo. The examples shown here illustrate some possible misuses that should be avoided. Altering the logo in any way weakens its impact and its trademark status.

#### Please do not:

A) Add graphics to the logo.

B) Disproportionately scale the logo.

C) Place an image inside the logo.



Please do not (continued)

D) Change the color of the logo.



E) Embed the logo in copy.



F) Scale elements of the logo separately.



G) Break apart/omit elements of the logo.





RND\_UPDATED\_Banner\_FoundationLogo\_CMYK\_RICHBLK.ai



RND\_UPDATED\_Banner\_FoundationLogo\_RICHBLK.ai



RND\_UPDATED\_Banner\_FoundationLogo\_WHT.ai



RND\_UPDATED\_Banner\_FoundationLogo\_CMYK\_BLK.ai



RND\_UPDATED\_Banner\_FoundationLogo\_BLK.ai



Randalls\_UPDATED\_Banner\_FoundationLogo\_CMYK.ai



Randalls\_UPDATED\_Banner\_FoundationLogo\_BLK.ai



Randalls\_UPDATED\_Banner\_FoundationLogo\_WHT.ai



## Logo colors

Colors help us create a memorable experience. When our palette is used consistently, it adds cohesiveness and reinforces our brand personality traits.



### ALBERTSONS DARK BLUE

Pantone® Reflex Blue C

CMYK 100-72-0-6  
RGB 0-83-159  
HEX 00529F



### ALBERTSONS BLUE

Pantone® Process Blue C

CMYK 100-6-0-3  
RGB 0-160-224  
HEX 009FE0



### FOUNDATION RED

Pantone® 186 C

CMYK 0-91-76-6  
RGB 228-23-32  
HEX E41720



### FOUNDATION BLACK

Rich Black

CMYK 50-40-40-100

## Primary expression

Albertsons Companies Foundation horizontal logo is the preferred logo lockup. Use this version whenever possible.



## Secondary expression

Albertsons Companies Foundation vertical logo is used primarily for spaces where the horizontal logo cannot be used due to space restrictions and/or legibility concerns.



## One-color logos

When Albertsons Companies Foundation colors are not available, the logo should print in black or white.

These are the only black and white versions of the logo.



PRIMARY BLACK LOGO (PREFERRED)



PRIMARY WHITE LOGO (PREFERRED)



SECONDARY BLACK LOGO



SECONDARY WHITE LOGO

### Clear space

As shown in the example, the clear space of the Albertsons logo is equal to the height of the uppercase letter “A” in the word Albertsons. This measurement extends from the baseline to the top of the art.

The clear space of the secondary logo is equal to the height of the top leaf of the Albertsons logo. This measurement extends from the baseline to the top of the art.



## Maintaining brand integrity

The primary visual representation of the brand is the logo. The examples shown here illustrate some possible misuses that should be avoided. Altering the logo in any way weakens its impact and its trademark status.

### Please do not:

A) Add graphics to the logo.

B) Disproportionately scale the logo.


C) Place an image inside the logo.





Please do not (continued)

D) Change the color of the logo.



E) Embed the logo in copy.



F) Scale elements of the logo separately.



G) Break apart/omit elements of the logo.



## Maintaining brand integrity

The primary visual representation of the brand is the logo. The examples shown here illustrate some possible misuses that should be avoided. Altering the logo in any way weakens its impact and its trademark status.



## Please do not:

A) Add graphics to the logo.



B) Disproportionately scale the logo.



C) Place an image inside the logo.



Please do not (continued)

D) Change the color of the logo.




E) Embed the logo in copy.



F) Scale elements of the logo separately.



G) Break apart/omit elements of the logo.



## DIVISION LOGO ASSETS: Albertsons Companies Foundation

(Houston Division)



ALBCo\_UPDATED\_Banner\_FoundationLogo\_Horz\_CMYK\_RICHBLK.ai



ALBCo\_UPDATED\_Banner\_FoundationLogo\_Horz\_RICHBLK.ai



ALBCo\_UPDATED\_Banner\_FoundationLogo\_Horz\_WHITE.ai



ALBCo\_UPDATED\_Banner\_FoundationLogo\_Horz\_CMYK\_BLK.ai



ALBCo\_UPDATED\_Banner\_FoundationLogo\_Horz\_BLK.ai



ALBCo\_UPDATED\_Banner\_FoundationLogo\_Vert\_CMYK\_RICHBLK.ai



ALBCo\_UPDATED\_Banner\_FoundationLogo\_Vert\_RICHBLK.ai



ALBCo\_UPDATED\_Banner\_FoundationLogo\_Vert\_WHITE.ai



ALBCo\_UPDATED\_Banner\_FoundationLogo\_Vert\_CMYK\_BLK.ai



ALBCo\_UPDATED\_Banner\_FoundationLogo\_Vert\_BLK.ai



# VENDOR LOGO ASSETS: Albertsons Companies Foundation

(Houston Division)



AlbertsonsCompanies\_UPDATED\_Banner\_FoundationLogo\_horz\_CMYK.ai



AlbertsonsCompanies\_UPDATED\_Banner\_FoundationLogo\_horz\_BLK.ai



AlbertsonsCompanies\_UPDATED\_Banner\_FoundationLogo\_horz\_WHT.ai



AlbertsonsCompanies\_UPDATED\_Banner\_FoundationLogo\_vert\_CMYK.ai



AlbertsonsCompanies\_UPDATED\_Banner\_FoundationLogo\_vert\_BLK.ai



AlbertsonsCompanies\_UPDATED\_Banner\_FoundationLogo\_vert\_WHT.ai

## Logo colors

Colors help us create a memorable experience. When our palette is used consistently, it adds cohesiveness and reinforces our brand personality traits.



**ALBERTSONS  
DARK BLUE**

PANTONE®  
Reflex Blue C

CMYK 100-72-0-6  
RGB 0-83-159  
HEX 00529F



**ALBERTSONS  
BLUE**

PANTONE® 186 C

CMYK 100-6-0-3  
RGB 0-160-224  
HEX 009FE0



**RANDALLS BLUE**  
PANTONE® 302 C

CMYK 100-48-12-58  
RGB 0-58-93  
HEX 003A5D



**RANDALLS RED**  
PANTONE® 485 C

CMYK 0-95-100-0  
RGB 238-49-36  
HEX EE3124



**FOUNDATION BLACK**  
Rich Black

CMYK 50-40-40-100



**FOUNDATION RED**  
PANTONE® 186 C

CMYK 0-91-76-6  
RGB 228-23-32  
HEX E41720

## Primary expression

Albertsons Companies/Randalls Foundation horizontal logo is the preferred logo lockup. Use this version whenever possible.



## Secondary expression



## One-color logos

When Albertsons Companies/Randalls Foundation colors are not available, the logo should print in black or white.


These are the only black and white versions of the logo.



### Clear space

As shown in the example, the clear space of Albertsons Companies/Randalls Foundation logo is equal to the height of the uppercase letter “A” in the word Albertsons. This measurement extends from the baseline to the top of the art.

The clear space of the secondary logo is equal to the height of the uppercase letter “A” in the word Albertsons. This measurement extends from the baseline to the top of the art.





## Maintaining brand integrity

The primary visual representation of the brand is the logo. The examples shown here illustrate some possible misuses that should be avoided. Altering the logo in any way weakens its impact and its trademark status.

### Please do not:

A) Add graphics to the logo.

B) Disproportionately scale the logo.

C) Place an image inside the logo.



Please do not (continued)

D) Change the color of the logo.




E) Embed the logo in copy.



F) Scale elements of the logo separately.



G) Break apart/omit elements of the logo.





ALBCo\_RND\_UPDATED\_Banner\_FoundationLogo\_CMYK\_RICHBLK.ai



ALBCo\_RND\_UPDATED\_Banner\_FoundationLogo\_RICHBLK.ai



ALBCo\_RND\_UPDATED\_Banner\_FoundationLogo\_WHT.ai



ALBCo\_RND\_UPDATED\_Banner\_FoundationLogo\_CMYK\_BLK.ai



ALBCo\_RND\_UPDATED\_Banner\_FoundationLogo\_BLK.ai



RND\_ALBCo\_UPDATED\_Banner\_FoundationLogo\_CMYK\_RICHBLK.ai



RND\_ALBCo\_UPDATED\_Banner\_FoundationLogo\_RICHBLK.ai



RND\_ALBCo\_UPDATED\_Banner\_FoundationLogo\_WHT.ai



RND\_ALBCo\_UPDATED\_Banner\_FoundationLogo\_CMYK\_BLK.ai



RND\_ALBCo\_UPDATED\_Banner\_FoundationLogo\_BLK.ai

## VENDOR LOGO ASSETS: Albertsons Companies/Randalls Foundation

(Houston Division)



AlbertsonsCompaines\_Randalls\_UPDATED\_Banner\_FoundationLogo\_CMYK.ai



AlbertsonsCompaines\_Randalls\_UPDATED\_Banner\_FoundationLogo\_BLK.ai



AlbertsonsCompaines\_Randalls\_UPDATED\_Banner\_FoundationLogo\_WHT.ai



Randalls\_AlbertsonsCompanies\_UPDATED\_Banner\_FoundationLogo\_CMYK.ai



Randalls\_AlbertsonsCompanies\_UPDATED\_Banner\_FoundationLogo\_BLK.ai



Randalls\_AlbertsonsCompanies\_UPDATED\_Banner\_FoundationLogo\_WHT.ai

## Vector Logos - .ai, .eps and .pdf

Vector logos are scaleable images best used for print applications. Images that need resizing, down to the size of a penny or as large as a skyscraper, vector images remain visually crisp. AI, EPS, and PDF files are all vector files.

Note: A raster file that is saved as a vector file retains its raster properties and should not be resized.

### AI

AI files are reliable file formats for print projects. AIs are created by Adobe Illustrator, a preferred program of graphic designers. As a vector file, AIs are easy to manipulate, remain crisp, and are preferred to retain the integrity of logos.

### EPS

EPS files are similar to AIs, except they are a universal file format (much like PDFs). Many programs can save and use EPS files.

### PDF

PDFs are the most universal file type. They can be viewed from any application, on any computer. As long as a PDF is saved from a vector file, it will retain its vector capabilities. If a PDF is saved from a raster file, it will remain raster. This file format is a great way to share a printable file.

## Raster Logos - .jpg and .png

Raster logos are created by a series of pixels, or tiny squares that form the logo or image. Photographs and images online are popular examples of raster images. JPGs and PNGs are raster image file formats and should never be increased in size from their original size. Doing so will cause these logos to appear blurry and “pixelated.”

### JPG (or JPEG)

JPGs are a common type of raster file found across the web and as art placed into other documents. High resolution JPGs can be used in print applications as long as they are not scaled up. Paying attention to the resolution of a JPG is essential if they are going to be printed. However, JPGs used on the web can be low resolution and still retain their image quality. Plus, this type of file will help to keep final file size lower than placing a vector image.

### PNG

PNGs are great for web pages, but are not suitable for print applications. PNGs can be saved with a transparent background, meaning they won't be surrounded by a white box, and thus, can be placed on other colors. JPGs must have some type of background, if even just white.

# CREATIVE MANDATORIES

(Houston Division)

## Legal

Where the logo is used, the disclaimer at the right must accompany the logo. The disclaimer should appear somewhere on the page, preferably at the bottom left or right on the page.

### **Albertsons Companies Version:**

This campaign is managed by Albertsons Companies Foundation.

### **Randalls Version:**

This campaign is managed by Albertsons Companies Foundation, a 501(c)(3) organization, d/b/a Randalls Foundation.

### **Albertsons Companies/Randalls Version:**

This campaign is managed by Albertsons Companies Foundation, a 501(c)(3) organization, d/b/a Albertsons/Randalls Foundation.

### **Randalls/Albertsons Companies Version:**

This campaign is managed by Albertsons Companies Foundation, a 501(c)(3) organization, d/b/a Randalls/Albertsons Foundation.





Thank You Sign (11"w x 17"h)



The thank you sign can also be used in kiosk as well as other places.

## Key Elements to Include:

Place logo (Albertsons Companies Foundation, Randalls Foundation, Albertsons Companies/Randalls Foundation or Randalls/Albertsons Companies Foundation), the message, "Donate Today" and the legal copy within the live area of the thank you sign.

### LOGO

Leave space around the logo, and avoid touching other elements. For clear space information, see pgs. 9, 17 and 28 of the style guide.

Logo sizing maximum is 6" wide  
Logo sizing minimum is 2" wide

### DONATE TODAY

The goal of the kiosk sign is to garner donations. Please include the call to action, "Donate Today".

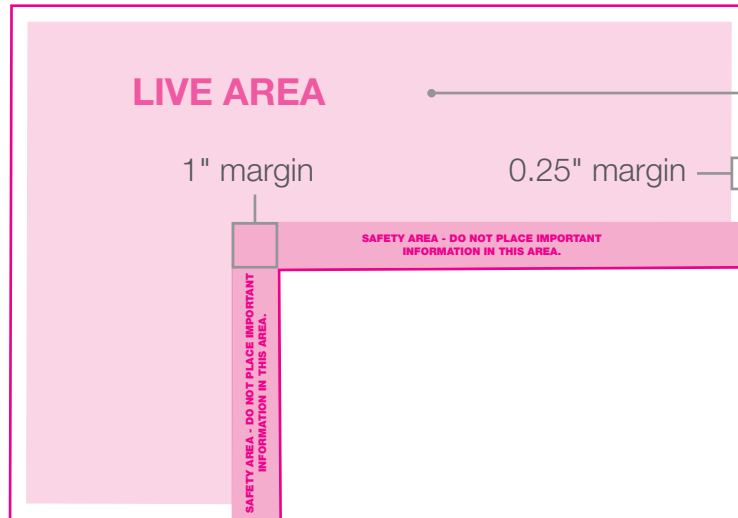
Donate Today sizing maximum is 72pt.  
Donate Today sizing minimum is 48pt.

### LEGAL

Please include legal copy. See pg. 36 of the style guide for copy and placement.

Legal sizing maximum is 10pt.  
Legal sizing minimum is 8pt.

Monitor Frame (15.75"w x 11"h)



Key Elements to Include:

Place logo (Albertsons Companies Foundation, Randalls Foundation, Albertsons Companies/Randalls Foundation or Randalls/Albertsons Companies Foundation), the message, “Donate Today” and the legal copy within the live area of the monitor frame.

## LOGO

Leave space around the logo, and avoid touching other elements. For clear space information, see pgs. 9, 17 and 28 of the style guide.

Logo sizing maximum is 3.5" wide  
Logo sizing minimum is 2" wide

## DONATE TODAY

The goal of the monitor frame is to garner donations. Please include the call to action, “Donate Today”.

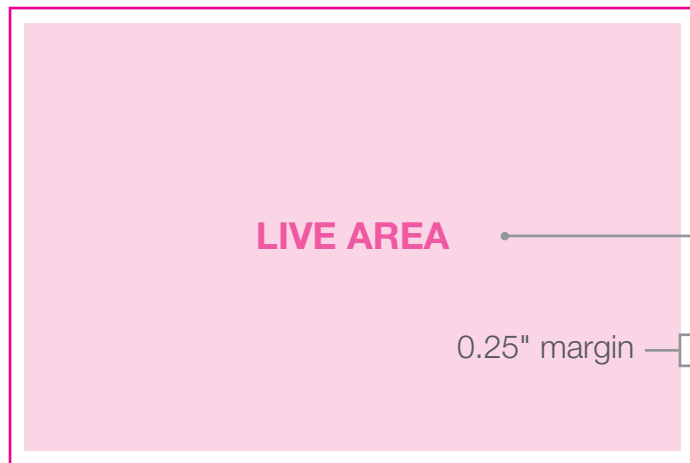
Donate Today sizing maximum is 46pt.  
Donate Today sizing minimum is 30pt.

## LEGAL

Please include legal copy. See pg. 36 of the style guide for copy and placement.

Legal sizing maximum is 8pt.  
Legal sizing minimum is 6pt.

Monitor Sign (12"w x 8"h)



## Key Elements to Include:

Place logo (Albertsons Companies Foundation, Randalls Foundation, Albertsons Companies/Randalls Foundation or Randalls/Albertsons Companies Foundation), the message, "Donate Today" and the legal copy within the live area of the monitor sign.

### LOGO

Leave space around the logo, and avoid touching other elements. For clear space information, see pgs. 9, 17 and 28 of the style guide.

Logo sizing maximum is 4" wide  
Logo sizing minimum is 2" wide

### DONATE TODAY

The goal of the monitor sign is to garner donations. Please include the call to action, "Donate Today".

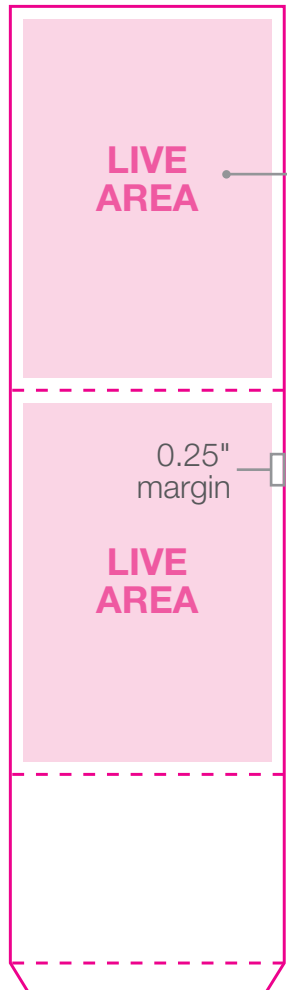
Donate Today sizing maximum is 50pt.  
Donate Today sizing minimum is 30pt.

### LEGAL

Please include legal copy. See pg. 36 of the style guide for copy and placement.

Legal sizing maximum is 8pt.  
Legal sizing minimum is 6pt.

Table Tent (5"w x 7"h)



## Key Elements to Include:

Place logo (Albertsons Companies Foundation, Randalls Foundation, Albertsons Companies/Randalls Foundation or Randalls/Albertsons Companies Foundation), the message, "Donate Today" and the legal copy within the live area of the table tent.

### LOGO

Leave space around the logo, and avoid touching other elements. For clear space information, see pgs. 9, 17 and 28 of the style guide.

Logo sizing maximum is 3" wide  
Logo sizing minimum is 2" wide

### DONATE TODAY

The goal of the table tent is to garner donations. Please include the call to action, "Donate Today".

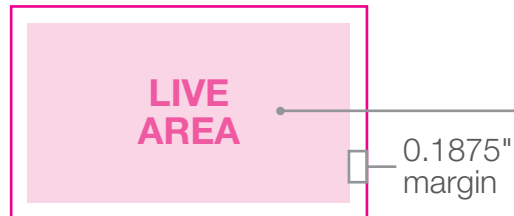
Donate Today sizing maximum is 36pt.  
Donate Today sizing minimum is 18pt.

### LEGAL

Please include legal copy. See pg. 36 of the style guide for copy and placement.

Legal sizing maximum is 8pt.  
Legal sizing minimum is 6pt.

Scan Card (5"w x 3"h)



## Key Elements to Include:

Place logo (Albertsons Companies Foundation, Randalls Foundation, Albertsons Companies/Randalls Foundation or Randalls/Albertsons Companies Foundation), the message, "Donate Today" and the legal copy within the live area of the scan card.

### LOGO

Be conscious to leave space around the logo, and avoid touching other elements. For clear space information, see pgs. 9, 17 and 28 of the style guide.

Logo sizing maximum is 1.5" wide  
Logo sizing minimum is 1" wide

### DONATE TODAY

The goal of the scan card is to allow store associates to accept cash donations from customers. Please include the call to action, "Donate Today".

Donate Today sizing maximum is 30pt.  
Donate Today sizing minimum is 18pt.

### LEGAL

Please include legal copy. See pg. 36 of the style guide for copy and placement.

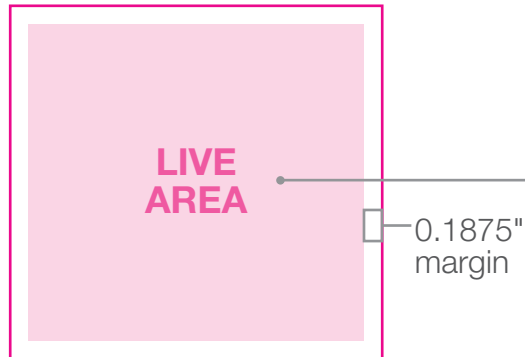
Legal sizing maximum is 6pt.  
Legal sizing minimum is 6pt.

### BARCODE

Barcodes should always be 100% black, set to overprint. When placing on a colored background, a white box should be placed behind the barcode, if not already present. The barcode file needs to be vector art (.AI, .EPS). Raster art (.JPG) can cause the fine lines to pixelate. See pg. 35 for more information about file types.

Barcode sizing maximum is 2".  
Barcode sizing minimum is 80% of its original size or no smaller than .75" wide.

Large Coin Canister  
(5"w x 4.75"h)



## Key Elements to Include:

Place logo (Albertsons Companies Foundation, Randalls Foundation, Albertsons Companies/Randalls Foundation or Randalls/Albertsons Companies Foundation), the message, "Donate Today" and the legal copy within the live area of the coin canister.

### LOGO

Leave space around the logo, and avoid touching other elements. For clear space information, see pgs. 9, 17 and 28 of the style guide.

Logo sizing maximum is 1" wide

Logo sizing minimum is 1" wide

### DONATE TODAY

The goal of the coin canister is to garner donations. Please include the call to action, "Donate Today".

Donate Today sizing maximum is 24pt.

Donate Today sizing minimum is 12pt.

### LEGAL

Please include legal copy. See pg. 36 of the style guide for copy and placement.

Legal sizing maximum is 6pt.

Legal sizing minimum is 6pt.

# EXAMPLES: CREATIVE/LAYOUT TREATMENTS

(Houston Division)

## In-store POS

### Thank You Sign



The thank you sign can also be used in kiosk as well as other places.

### Monitor Frame



### Scan Card



The barcode is the most important element of the scan card. Since the scan card is for an internal audience only (store associate), other creative elements can be compromised to preserve the integrity of the barcode.

### Table Tent



### Monitor Sign



### Coin Canister





# EXAMPLES: CREATIVE/LAYOUT TREATMENTS

(Houston Division)

## In-store POS

### Thank You Sign



The thank you sign can also be used in kiosk as well as other places.

### Monitor Frame & Table Tent



### Scan Card



### Monitor Sign





# EXAMPLES: CREATIVE/LAYOUT TREATMENTS

(Houston Division)

## In-store POS

### Thank You Sign



The thank you sign can also be used in kiosk as well as other places.

### Monitor Frame



### Coin Canister



### Monitor Sign



### Scan Card



The barcode is the most important element of the scan card. Since the scan card is for an internal audience only (store associate), other creative elements can be compromised to preserve the integrity of the barcode.

# EXAMPLES: CREATIVE/LAYOUT TREATMENTS

(Houston Division)

## In-store POS

### Thank You Sign



The thank you sign can also be used in kiosk as well as other places.

### Monitor Frame



### Scan Card



### Monitor Sign



# T-SHIRT LAYOUT EXAMPLES

(Houston Division)

front



front



front



back



back



back

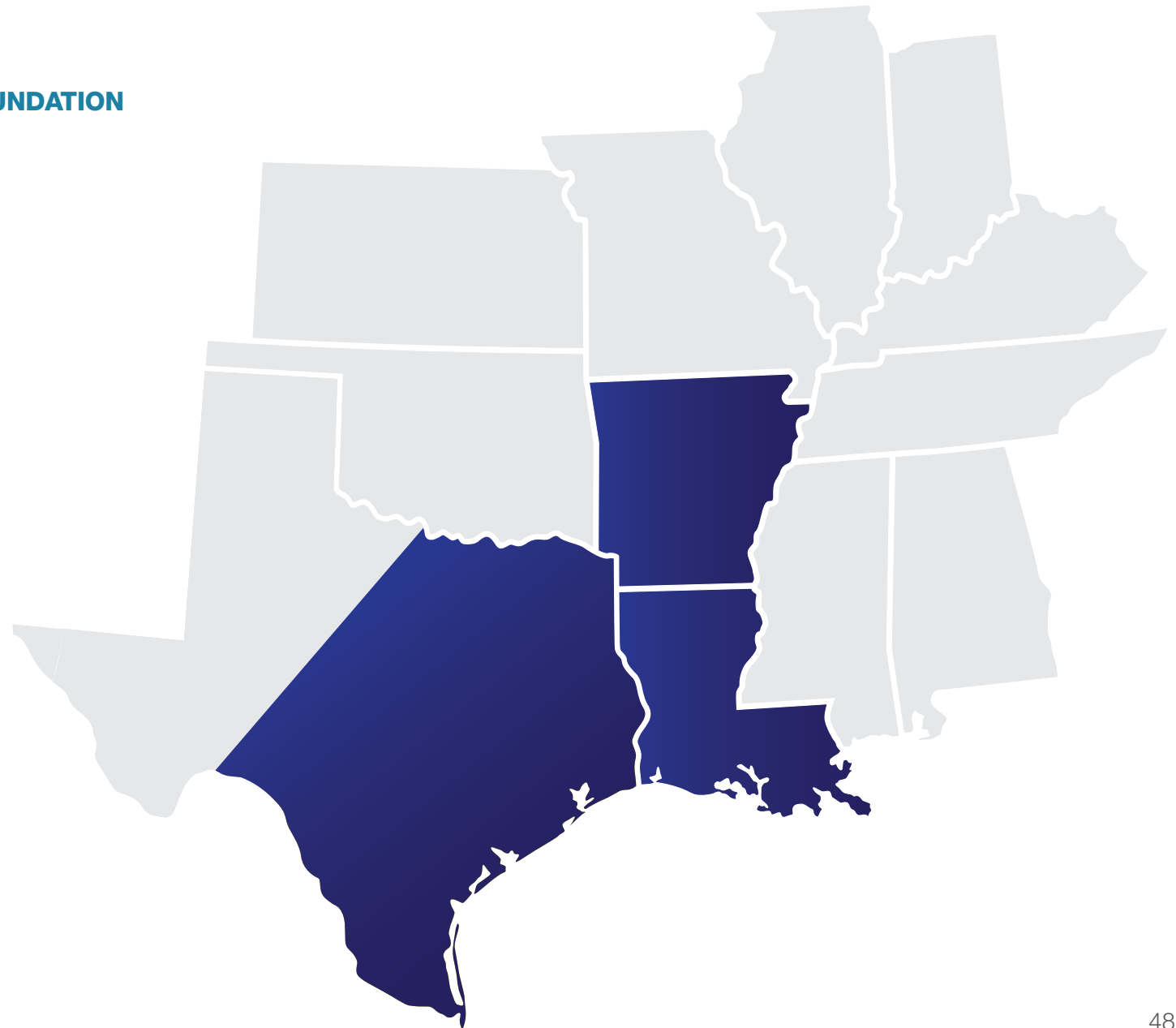


### HOUSTON/SOUTHERN FOUNDATION

**Dawne Proffitt**

Dawne.Proffitt@safeway.com

Tel. 713-268-3407



## Logo Usage Approval Process

Before printing any campaign or marketing materials, all creative with logo placement must be approved by your local Foundation contact and Felicia Gray.

### **ALBERTSONS COMPANIES FOUNDATION**

**Felicia Gray**

**Program Officer**

Felicia.Gray@Alberstons.com

Tel. 925-226-5624